

MR



ESSENTIAL, in terms of reducing cleaning costs

 **FIMAP®**

MR

Mr scrubbing machines.
They have everything you need with the necessary quality...
... for safety,



SHOCK PROOF

Automatic swing-in of the brush head when accidentally impacted



BREAK AWAY

When accidentally impacted, the squeegee is uncoupled to prevent dangerous situations



FNC (Fimap Noise Canceling)

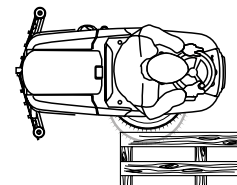
Thanks to the very low acoustic pressure level cleaning activities can be performed even in highly noise-sensitive environments such as in nursing homes, hospitals and public areas, without disturbing the environment or the people who live in it

... for maximum performance!



FOOD & BEVERAGE

The reduced turning circle allows the Mr to easily turn around in corridors or supermarket aisles



Perfect for effective wall to wall cleaning

Available equipment:

STANDARD EQUIPMENT	Mr60 B	Mr65-75-85 B 100 B 70 S
Water and detergent management		
FWF (Fimap Water Flow)	-	• (Mr65-75-85-100 B) - (Mr70 S)
Eco On/OFF System*	•	• (Mr65-75-85-100 B) - (Mr70 S)
Fast water filling with drip stop	•	•
Water level indicator	•	•
Scrubbing performance		
Adjustable brush pressure	-	• (Mr65-75-85 B) - (Mr100 B - 70 S)
Squeegee with rubber blades usable on 4 sides	•	•
Variable scrubbing head	-	• (Mr65-75-85 B) - (Mr100 B - 70 S)
3-stage suction motor	optional	optional

STANDARD EQUIPMENT	Mr60 B	Mr65-75-85 B 100 B 70 S
Comfort		
FNC (FimapNoiseCanceling)	•	•
Fully sanitizable tanks	•	•
Programme selector	-	- (Mr65-75-85-100 B) • (Mr70 S)
Step-through access	•	•
On-board battery charger	optional	optional
Hour meter	•	•
Battery charge level	•	•
FFF (FimapFastFill)	-	(Mr65-75-85-100 B) (Mr70 S) optional
Safety		
Anti-skid and non-marking front drive wheel	•	•
Anti-skid and non-marking rear wheels	•	•
Mechanical service and parking brakes	•	•
Blinking light	optional	optional
Squeegee with shock-resistant coupling (BREAK AWAY)	•	•
Scrubbing head with impact-elicited swinging in (SHOCK PROOF)	•	• - (Mr70 S)
Dead man's switch	•	•
Horn	•	•

* Eco ON/OFF system: automatically stops water flow and brush when the machine is idle.





Mr scrubbing machines. Use operations: The ESSENTIAL

Mr is very simple and intuitive to drive: USER FRIENDLY, as easy as 1, 2, 3!



Mr60 B



Mr65-75-85-100 B



Mr70 S

You can start working with just 3 quick and simple operations!



Sit on and Start!



Turn on water and lower
the brush head
and the squeegee



Go!

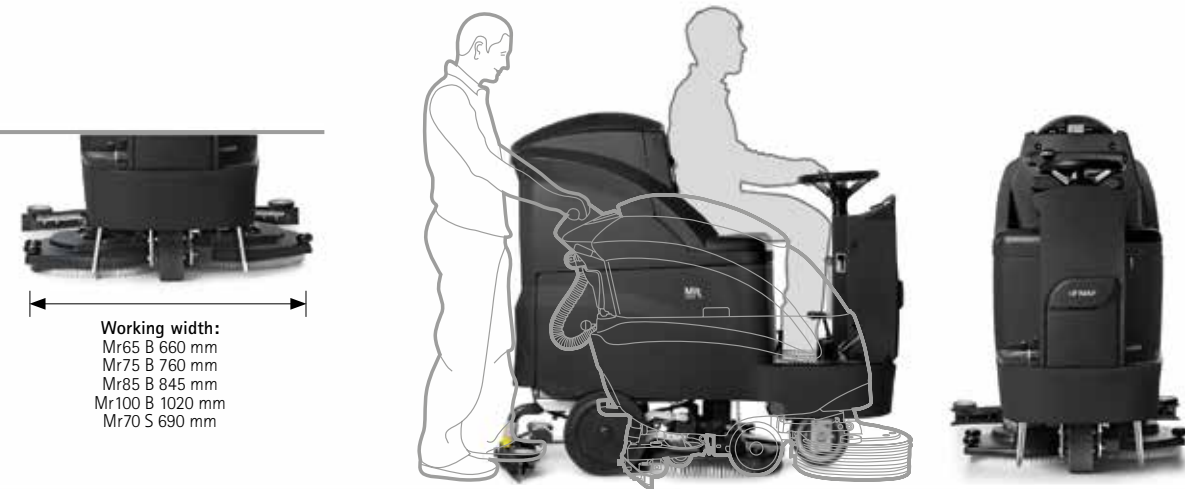
Mr.
Ready for
use without
training



Mr70 S
easy control and brush replacement
without any tools

ESSENTIAL, in the cost of cleaning

Mr. A new working method!
Mr60: the same size as a traditional walk-behind scrubbing machine
AT THE SAME PRICE!




Mr60 B passes through standard 80 cm doorways and supermarkets

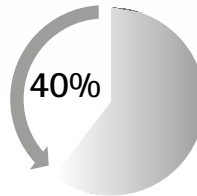


WELLNESS

Mr
can clean 1 sq.m of floor for just 1 cent*



Up to 4 hours of NON STOP work,
with:
1 fill of water + 1 full charge!



TIME SAVING FOR CLEANING OPERATIONS

It has been calculated that for the maintenance cleaning of a 3,000 sq.m site working daily 5 days a week and 45 weeks a year (225 washes/year),

**THERE IS AN ADDITIONAL TIME SAVING OF 40%
compared to a walk-behind scrubbing machine.**

* For further information, contact the Sales Office

t checkouts. Can be transported between floors in a standard lift

LEISURE & HOSPITALITY



LARGE RETAILERS



ESSENTIAL, for every day maintenance operations...

... maintenance has never been so easy and quick.
Easily performed by any operator, even untrained



The squeegee does not require any tools to replace or rotate the blades

Park and
Recharge!



An on-board charger option makes battery re-charging safe and easy (on request)

TECHNICAL DATA		Mr60 B	Mr65 B	Mr75 B	Mr85 B	Mr100 B	Mr70 S
Productivity theoretical	up to sqm/h	3660	3900	4500	5100	6060	4140
Working width	mm	615	660	760	845	1020	690
Disc brushes	(no.) Ø mm	(1) 610	(2) 340	(2) 390	(2) 430	(2) 510	-
Cylindrical brushes	(no.) Ø mm	-	-	-	-	-	(1) 210x690
Brush motors	(no.) V/W	(1) 24/500	(2) 24/500	(2) 24/500	(2) 24/500	(2) 24/600	(1) 24/560
Brush rpm	rpm	140	140	140	140	120	520
Brush pressure	kg	30	30÷60	30÷60	30÷60	30	20
Solution tank	l	110	110	110	110	110	110
Recovery tank	l	125	125	125	125	125	125
Suction motor	V/W	24/410	24/410	24/410	24/410	24/410	24/410
Vacuum water lift	mbar	160	160	160	160	160	160
Maximum volume of the debris hopper	l	-	-	-	-	-	10
Supply/traction	V	24/aut.	24/aut.	24/aut.	24/aut.	24/aut.	24/aut.
Batteries	(no.) V/Ah C5	(4) 6/180	(4) 6/180	(4) 6/180	(4) 6/180	(4) 6/180	(4) 6/180
Battery run time	up to h	3	2,15	2,15	2,15	1,90	2,15
Transport speed	km/h	6	6	6	6	6	6
Gradeability during transport empty	%	10	10	10	10	10	10
Traction motor	V/W	24/400	24/400	24/400	24/400	24/400	24/400
Machine dimensions (L x h x w)	mm	1510x1320x680	1510x1320x685	1510x1320x780	1510x1320x855	1510x1320x1035	1510x1320x805
Squeegee width	mm	800	990	990	1105	1105	970
Machine weight empty without batteries	kg	223	223	223	223	223	223
Batteries weight	kg	124	124	124	124	124	124
Minimum aisle turn	mm	2360	2360	2360	2360	2360	2360

CERTIFICATIONS



FIMAP®
www.f-line.ge

Tbilisi, 2, Dimitri Uznadze Str.,
Batumi, Lermontov st. N89-91 905 100
E-mail: info@f-line.ge

